

Computing Services

OTS Computer Labs

There are Computer Labs located in the following main campus buildings:

3410 S. State, Room 110

Alumni Memorial Hall, Room 218

Crown Hall, Room 001

Engineering 1, Room 029

Galvin Library, Night Owl Lab

Siegel Hall, Rooms 237 & 236

Stuart Building, Room 112

The computer lab login is the same as your portal login. Each lab has different hours and software. Please check the OTS web site for complete and up-to-date lab hours and availability.

http://www.iit.edu/ots/computer_labs.shtml

Lab & Printing Accounts

At the beginning of each Fall and Spring Semester student printing account are credited with \$17.50 (the equivalent of 350 black & white 8.5" x 11" prints). If necessary, you can add more money to your account in the IIT Print channel on the myIIT Finances tab. The cost of additional printing is five cents per sheet; color and oversize prints are available at additional costs. Credit cards are accepted through the IIT Print channel and cash and check are accepted at the OTS office in Stuart Building. The OTS printing system provides you the option of printing from a lab computer or directly from your personal computer using the downloadable Remote Printing Package. For information about Remote Printing, please visit the FAQs on the OTS Portal site by going to myIIT and clicking on the "Training and Support" Tab. Remote Printing Stations are available in several OTS labs as well as in the MTCC and Residence Halls.

Internet Access

IIT provides campus-wide wireless access. The wireless network in student housing and other student areas was just updated to Wireless N! All users are required to register with the IIT network using their myIIT login and to accept the IIT Computer Usage Policy. Wired network access is also available in most campus buildings.

Complete instructions for connecting to the internet through the IIT Network are also available on the OTS Portal web site in the FAQ section. You can access the site by going to myIIT and clicking on the "Training and Support" Tab to find the OTS Portal web site channel.


Computer Purchasing Advice

IIT encourages students to bring their own laptop/desktop to supplement their course work and enhance their learning experience. To determine the best computer to suit your needs, first consider your primary usage. OTS highly recommends that you consult your major department to find out what types of programs you will need to use on your computer and their specific recommendations or requirements.


Consider at least the following questions before purchasing your computer:

- Are you primarily writing papers and accessing the Internet?
- Do you need to use your computer for programming?
- Do you need to use your computer for multimedia work?

For more information about purchasing a computer and links to suggested vendors, Dell and Apple, go to http://www.iit.edu/ots/computer_vendor_info.shtml



IIT Main Campus New Student Computing Guide



Office of Technology Services
10 West 31st Street
Stuart Building, Room 007
Tel. 312.567.3375
<http://www.iit.edu/ots>

What is a Banner CWID?

A Banner Campus-wide ID is a personal Identifier used in place of your social security number. All Banner CWIDs start with A and are followed by a unique 8-digit number. If you don't know your CWID refer to your student ID card or log in to myIIT.

What is my email address?

The format for IIT student email addresses is Unified ID followed by @hawk.iit.edu (for example, jdoe234@hawk.iit.edu). All official university communications are sent to IIT email accounts.

What is myIIT? <http://my.iit.edu>

The myIIT portal is a gateway for students, faculty, and staff to access various administrative and academic tools. The portal has different features for each person, depending on his or her role at the university.

How do I log in?

Every student has a single login to access the primary IIT services including the university's technology services such as myIIT, computer labs and the IIT network.



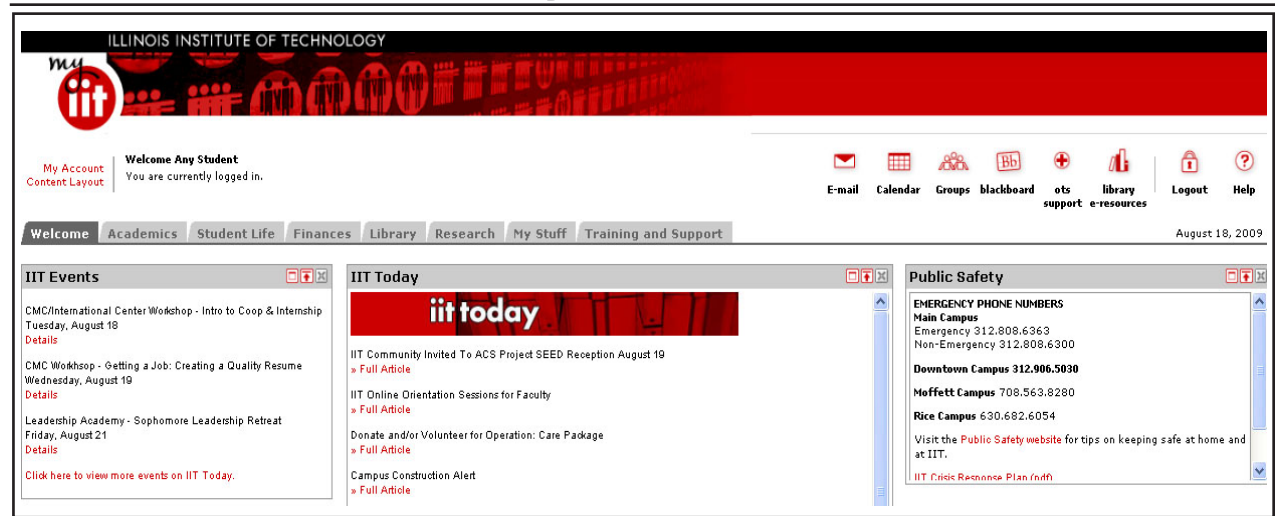
Username

Your Unified ID is your username for technology services. Look up your UID at:
<http://myuid.iit.edu>

Password

Your initial password is: MMDDXXXX
Where, MMDD is the 2-digit month and day you were born and XXXX is the last 4 digits of your Banner CWID. You will be prompted to change your password immediately.

myIIT Portal



Single Sign-on Systems

Tabs allow you to navigate through the information in the portal. They may be reorganized to suit your needs. Some of the available tabs include:

Academics - Register for classes, check grades and other academic information.

Student Life - View upcoming student events, student organizations with contact information, and other student services.

Finances - Check tuition, student account and financial aid information.

Training and Support - find help in the FAQs and how-tos, download free software and more.

Channels provide at-a-glance informational content with click-throughs to expanded content or Web resources. You can easily customize myIIT by adding new channels and removing those that are not useful to you. Channels are differentiated from each other by borders and unique title and tool bar.

Email

Your IIT email can be accessed online through the myIIT portal or a desktop client such as Microsoft Outlook.

Blackboard

View supplemental class materials through IIT's course management system where instructors post lectures, notes and other course materials.

Galvin E-Resources

Search Galvin Library's online databases and e-reserves.

OTS Support Desk

The OTS Support Desk offers technical support to students, faculty, and staff for any computer related concerns. For assistance you can use the "OTS Support" single sign-on in myIIT to search the knowledge base and put in a support request, email the support desk at supportdesk@iit.edu or call at 312.567.3375.