

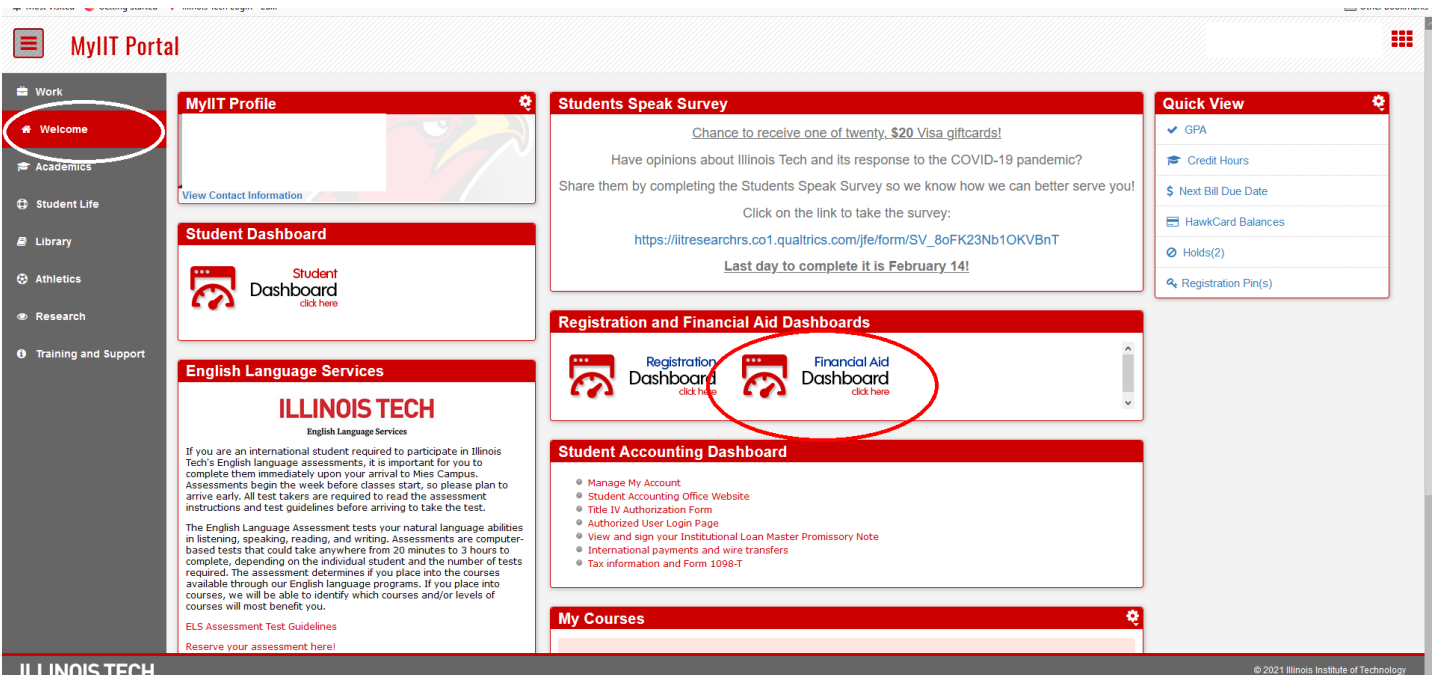
Accepting Subsidized/Unsubsidized Federal Student Loans

1. Sign in using your UID and Password

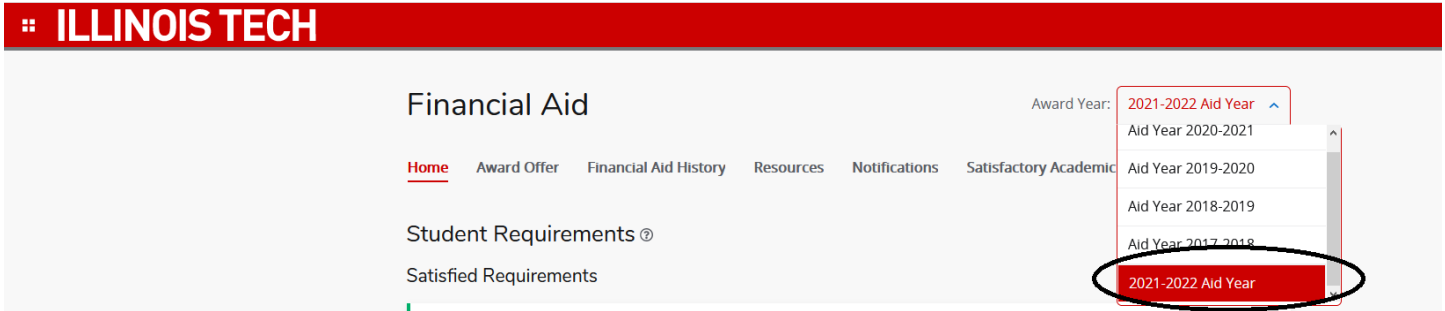
- a. Students receive their myIIT login information via email from the Office of Admissions or in person at student orientation. If you have forgotten your myIIT password, please use the Forget Password link, which is located immediately below the login button.



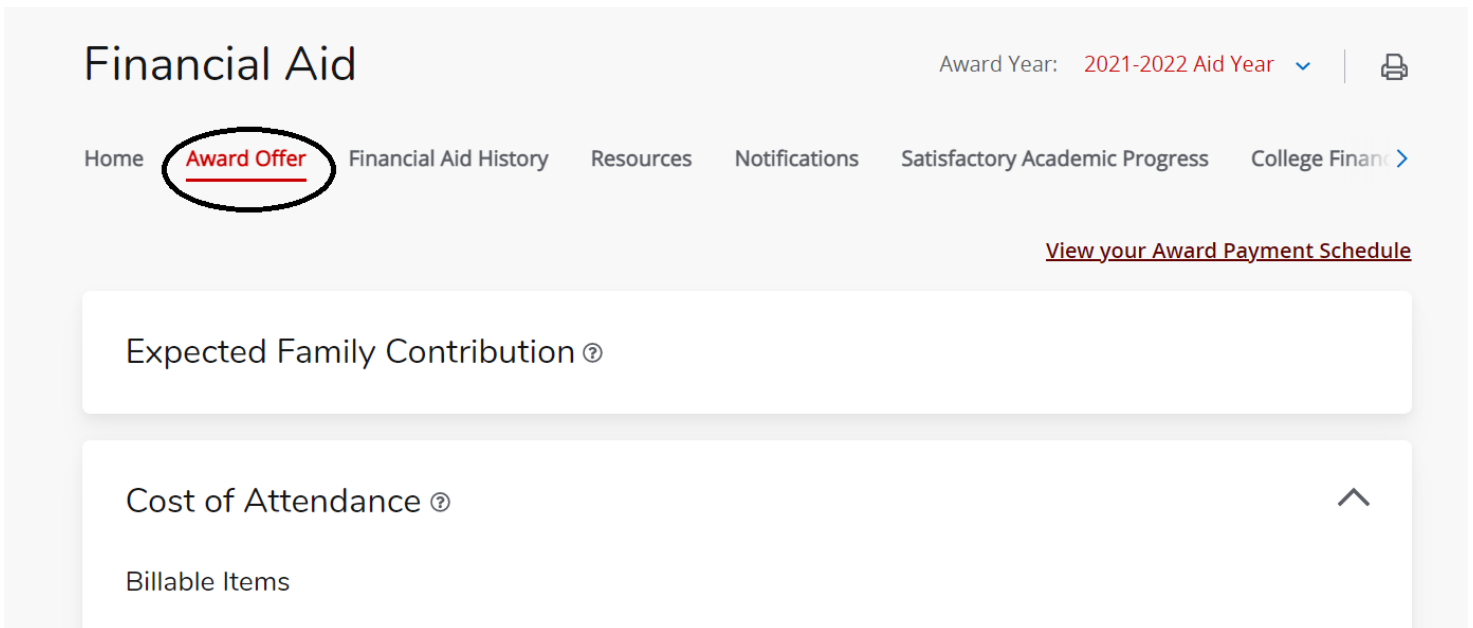
2. Select the “Welcome” tab on the left. Click on “Financial Aid Dashboard”



3. Select the correct aid year from the top right drop down.



4. On the “Award Offer” tab, you can view your aid offers for the year. This includes Illinois Tech scholarships (if offered at the time of admission) and any loans or Federal Work Study for which you may be eligible.



5. Scroll to the bottom of the “Award Offer” tab to view Federal Student Loan offers.

6. You can **modify** a loan offer by selecting “Modify” from the “Take Action” Drop Down, updating to the amount you would like, and then hitting “Submit”

The screenshot shows a table titled "Loans" with columns for "Type", "Fall 2021", "Spring 2022", "Amount", and "Take Action". The table lists three loan types: Direct Subsidized Stfd. Loan, Direct Unsubsidized Stfd. Lo..., and Direct Parent Loan. A dropdown menu is open for the "Take Action" column, showing options: "Modify", "Select", "Accept", "Decline", and "Modify". A red "Submit" button is located below the table.

Type	Fall 2021	Spring 2022	Amount	Take Action
Direct Subsidized Stfd. Loan	\$2,250.00	\$2,250.00	\$4,500.00	Modify
Direct Unsubsidized Stfd. Lo...	\$1,000.00	\$1,000.00	\$2,000.00	Select
Direct Parent Loan	\$3,547.00	\$3,546.00	\$7,093.00	Accept
	\$6,797.00	\$6,796.00	\$13,593.00	Decline
			-\$13,593.00	Modify

7. You can **accept** a loan offer by selecting “Accept” from the “Take Action” Drop Down and then hit “Submit”
8. If this is your first time borrowing loans or if you have not borrowed a federal loan in ten years, you must complete the steps below:
- Login to www.studentaid.gov using your FSA ID and password.
 - Complete a Master Promissory Note (MPN) at <https://studentaid.gov/mpn/>
 - Complete Entrance Counseling at <https://studentaid.gov/entrance-counseling/>. This is an online tutorial regarding borrower’s rights, repayment and responsibilities.
9. Sit tight. Your loan will disburse on the first day of class, provided that all steps above are completed before classes begin. If classes have already begun, the loan will disburse in 3-5 business days.

Questions? Contact the Office of Financial Aid.

PHONE 312.567.7219 or 866.901.1866 (toll free)

EMAIL finaid@iit.edu

SET UP A VIRTUAL APPOINTMENT: <https://bit.ly/iitfinaid>