


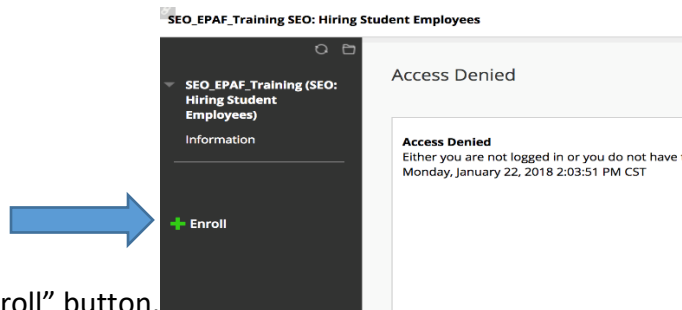
Directions To Access Student Employment Blackboard Training

1. Log into MyIIT and open blackboard using the  icon located at the top of the page.
2. Click on this link:
https://blackboard.iit.edu/webapps/blackboard/execute/courseMain?course_id=481021

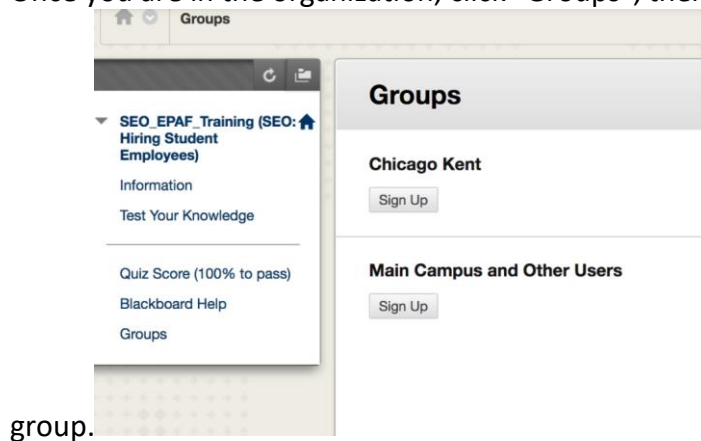
User is not enrolled in organization.

User is not enrolled in organization.
[Click here to enroll.](#)
Monday, January 22, 2018 2:00:54 PM CST

3. You will get a message about not being enrolled. Click to enroll.



4. Click on the green “enroll” button.
5. When the page loads, you’ll be prompted for the password. The password is “seo2017”.
6. Type in your username and password if asked (it should be the same as your MyIIT login).
7. Once you are in the organization, click "Groups", then Sign-Up for the appropriate



8. The Video is under “information” and the quiz under “Test Your Knowledge”.
9. Once you pass the quiz, you will automatically receive access to the EPAF channel and workflow worklist channel within 72 hours.