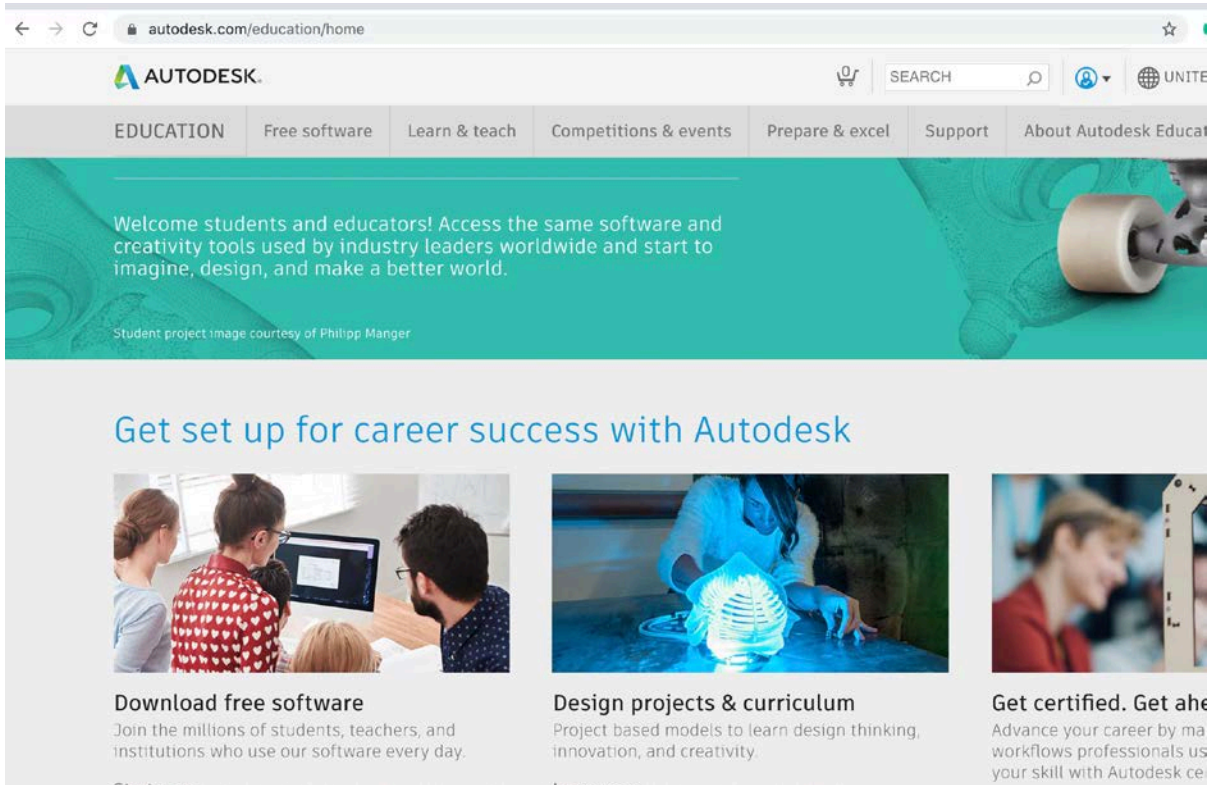


How to download and install Autodesk products standalone Students version

Follow the steps below to download any of the Autodesk products using IIT hawk emails given by the university

1. Go to the Autodesk site <https://www.autodesk.com/education/home> and click download free software.



← → ↻ 🔒 autodesk.com/education/home


AUTODESK 🛒 👤 🌐 UNITE

EDUCATION Free software Learn & teach Competitions & events Prepare & excel Support About Autodesk Educat


Welcome students and educators! Access the same software and creativity tools used by industry leaders worldwide and start to imagine, design, and make a better world.

Student project image courtesy of Philipp Manger


Get set up for career success with Autodesk



Download free software
Join the millions of students, teachers, and institutions who use our software every day.

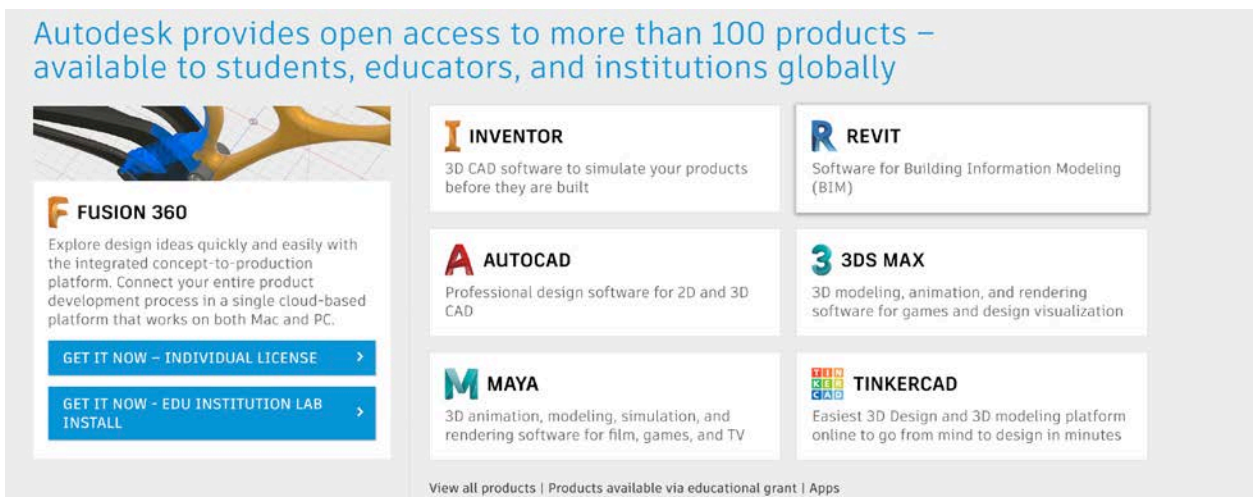


Design projects & curriculum
Project based models to learn design thinking, innovation, and creativity.




Get certified. Get ahead
Advance your career by mastering workflows professionals use to advance your skill with Autodesk software.

2. Download the software media that you need. For Example, Click on Autodesk Revit.



Autodesk provides open access to more than 100 products – available to students, educators, and institutions globally



F FUSION 360
Explore design ideas quickly and easily with the integrated concept-to-production platform. Connect your entire product development process in a single cloud-based platform that works on both Mac and PC.

[GET IT NOW – INDIVIDUAL LICENSE](#) >

[GET IT NOW - EDU INSTITUTION LAB INSTALL](#) >

I INVENTOR
3D CAD software to simulate your products before they are built

R REVIT
Software for Building Information Modeling (BIM)

A AUTOCAD
Professional design software for 2D and 3D CAD

3 3DS MAX
3D modeling, animation, and rendering software for games and design visualization

M MAYA
3D animation, modeling, simulation, and rendering software for film, games, and TV

TINKERCAD
Easiest 3D Design and 3D modeling platform online to go from mind to design in minutes

[View all products](#) | [Products available via educational grant](#) | [Apps](#)

3. Create an account using the hawk Gmail account provided by the University



Revit
Revit software is specifically built for Building Information Modeling (BIM), empowering design and construction professionals to bring ideas from concept to construction with a coordinated and consistent model-based approach. It includes the functionality of all of the Revit disciplines (architecture, MEP, and structure) in one unified interface.

System Requirements
NOTE: Revit v2019 is NOT compatible with BIM Team. If your workflow currently includes BIM Team and Collaboration for Revit it is recommended you install Revit v2018.

I have an account

SIGN IN

I need an account

CREATE ACCOUNT

Not a student or educator? [Get the free trial](#)

4. Enter the details for creating new Autodesk account as shown below

Get education benefits



Autodesk offers free software to eligible students, educators and institutions. Be prepared to provide proof of enrolment or employment at a [Qualified Educational Institution](#).

Country, Territory, or Region of educational institution

United States

Educational role

[WHAT'S THIS ?](#)

Student

Institution Type

University/Post-Secondary

Date of Birth

Month

Day

Year

NEXT

ALREADY HAVE AN ACCOUNT? [SIGN IN](#)

Create account



I agree to the [Autodesk Terms of Use](#) and to the use of my personal information in accordance with the [Privacy Statement](#) (including cross-border transfers as described in the statement).

CREATE ACCOUNT

ALREADY HAVE AN ACCOUNT? [SIGN IN](#)

5. When the account is created, sign in and download according to your need

Revit 2020	▾	✓
Windows 64-bit	▾	✓
English	▾	✓

6. Once you have downloaded the software you will receive your education license in your email.

From: **Autodesk Education Community** <studentcommunity@autodesk.com>

Date: Wed, Mar 18, 2020 at 11:55 AM

Subject: Autodesk license details

To: [User Email](#)

SAVE AND PRINT THIS EMAIL. IT IS YOUR RECORD OF LICENSING RIGHTS TO USE YOUR AUTODESK SOFTWARE.



Dear User Name

Licensee's product license information:

Product:	Revit 2020
License Type:	Education Stand-alone
Access Type:	Single-user
Authorized Usage:	Install on up to 2 personal devices*
Product Key:	829L1
Serial Number:	901-57633587
Term:	3-year term
Licensee:	User Name

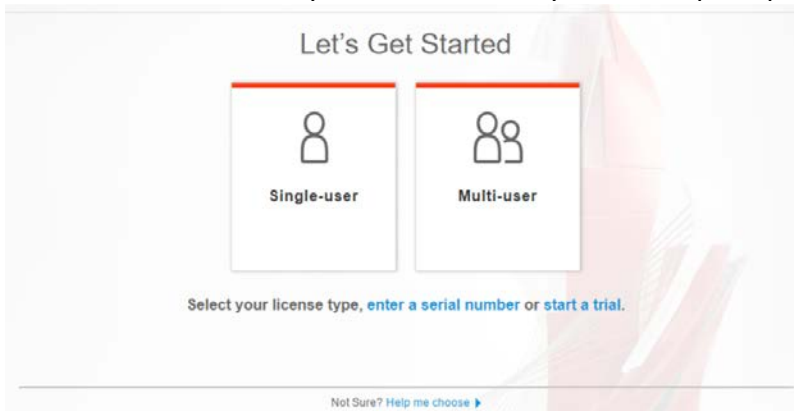
* Your Autodesk Account may display this usage right as 1 seat.

During installation, enter this product key and serial number. The first time you start the product, you will be prompted to activate your license. This date marks the start of your three-year term.

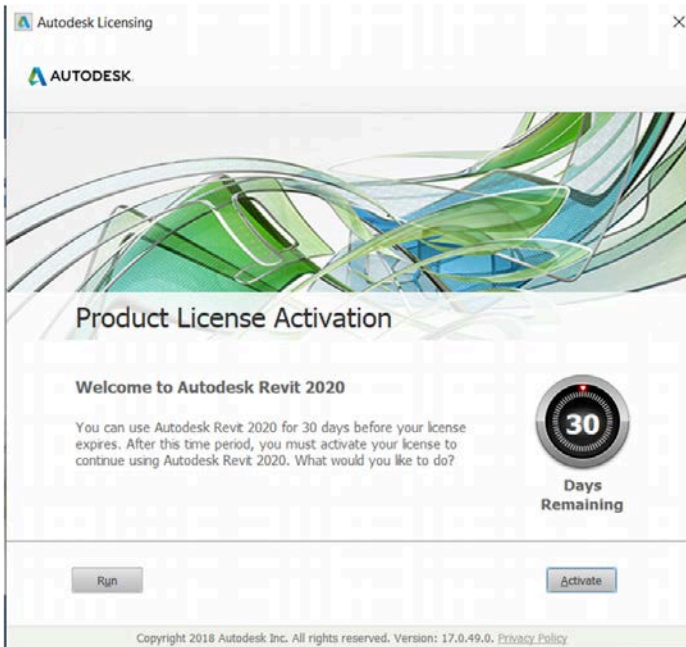
Getting started: [Education Resources for students & educators](#)
[Autodesk Design Academy](#)

Thank you,
Autodesk Education Team

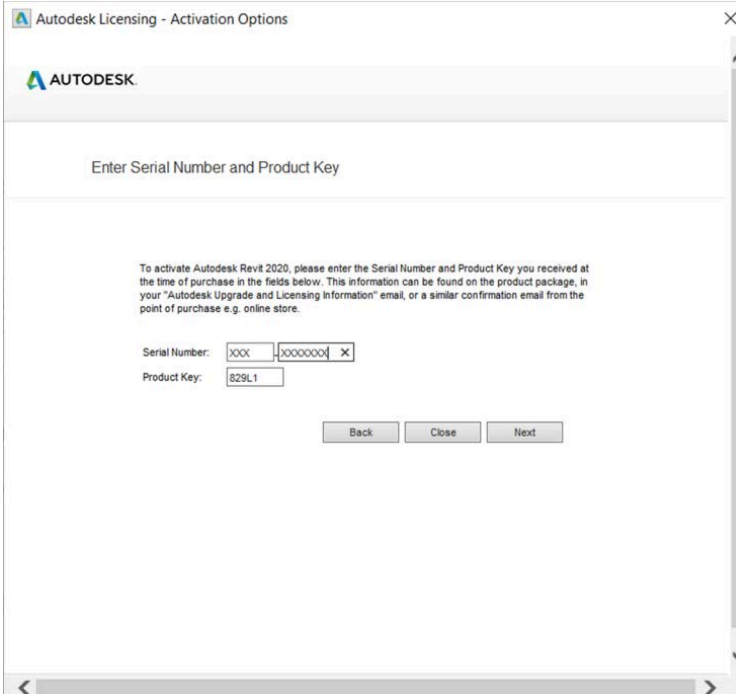
7. Run Autodesk Revit on your machine and you will be prompted to activate your product.



8. Click the Activate button.



9. Enter the Serial Number and Product Key that you received in your mail



10. A message will popup informing that the activation is successful and you can start using the software.



Thank You For Activating

Congratulations!
Autodesk Revit 2020 has been successfully activated.

Under the terms of your activated license, one or more products are allowed to run on your computer. Uninstalling Autodesk Revit 2020 does not remove the license.

A copy of your activation information has been saved to:
C:\ProgramData\Autodesk\AdskLicensingService\Log\RV2020en_USRegInfo.html



License Active

Finish