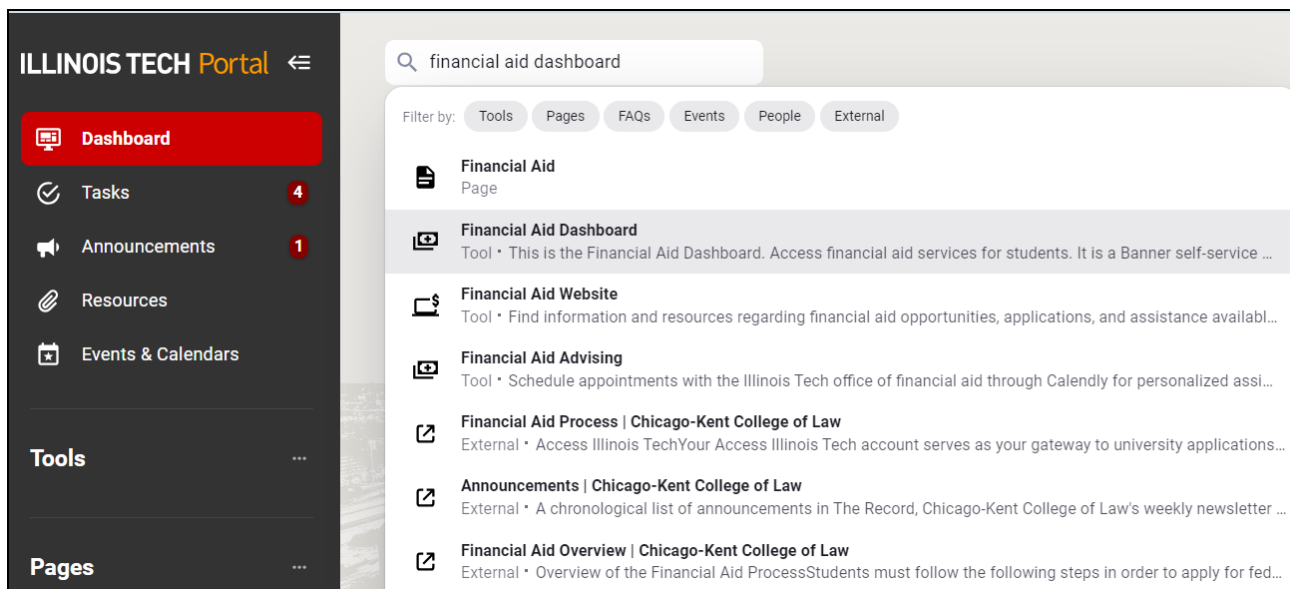


Accessing Loan Forms in Financial Aid Dashboard

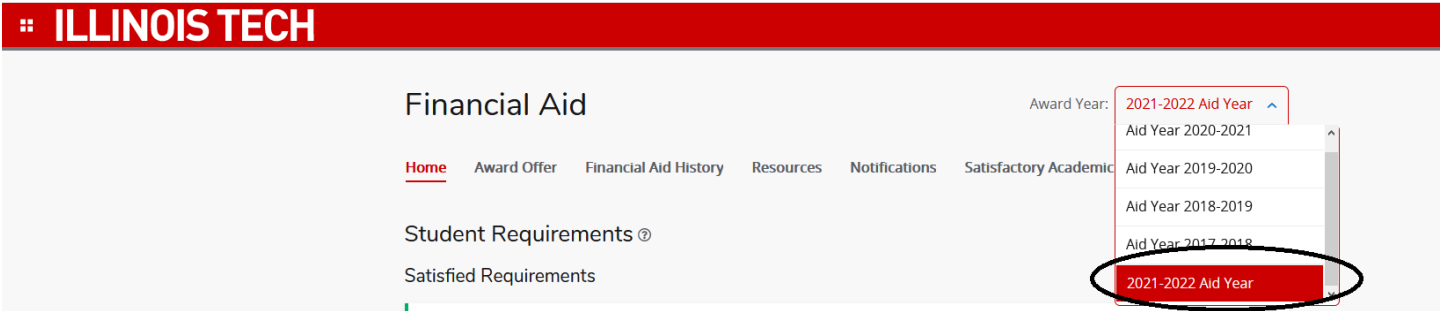
Sign in to the [ILLINOIS TECH Portal](#) using your UID and Password

[Students](#) receive their [login information](#) via email from the Office of Admissions or in person at student orientation. If you have forgotten your password, please use the [Forgot Password](#) link, which is located immediately below the login button.

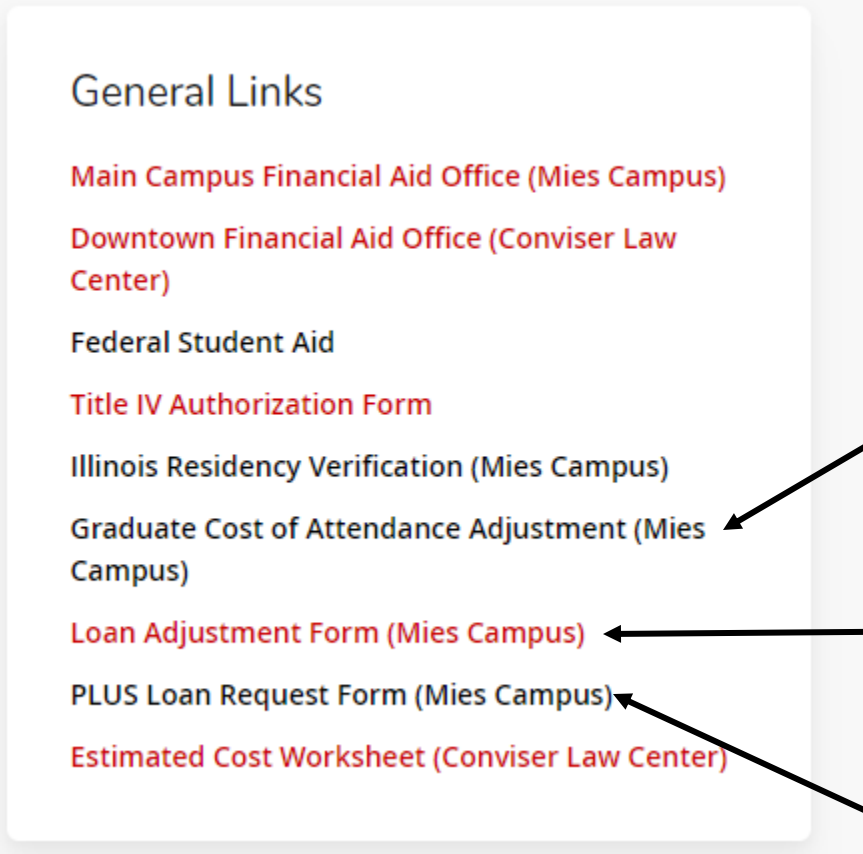
2. Type “Financial Aid Dashboard” in the search bar and click on the Tool.



3. Select the correct aid year from the top right drop down.



4. On the “Home” tab, you can view General Links at the bottom of the page.



For graduate students to adjust Cost of Attendance.

For students to request an adjustment to their current year loans.

For graduate students to request a Graduate PLUS Loan ([PLUS Application required](#))

5. All forms are completed via the DocuSign platform.
6. After all signers have completed their steps, the form will update in your portal as “Needs Review” after 2-3 business days.
7. Our team will take the necessary action and email your Hawk email with updates

Questions? Contact the Office of Financial Aid.

PHONE 312.567.7219 or 866.901.1866 (toll free)

FAX 312.567.3982

EMAIL finaid@iit.edu

SET UP A VIRTUAL APPOINTMENT: <https://calendly.com/illinoistechfa/counseling>