

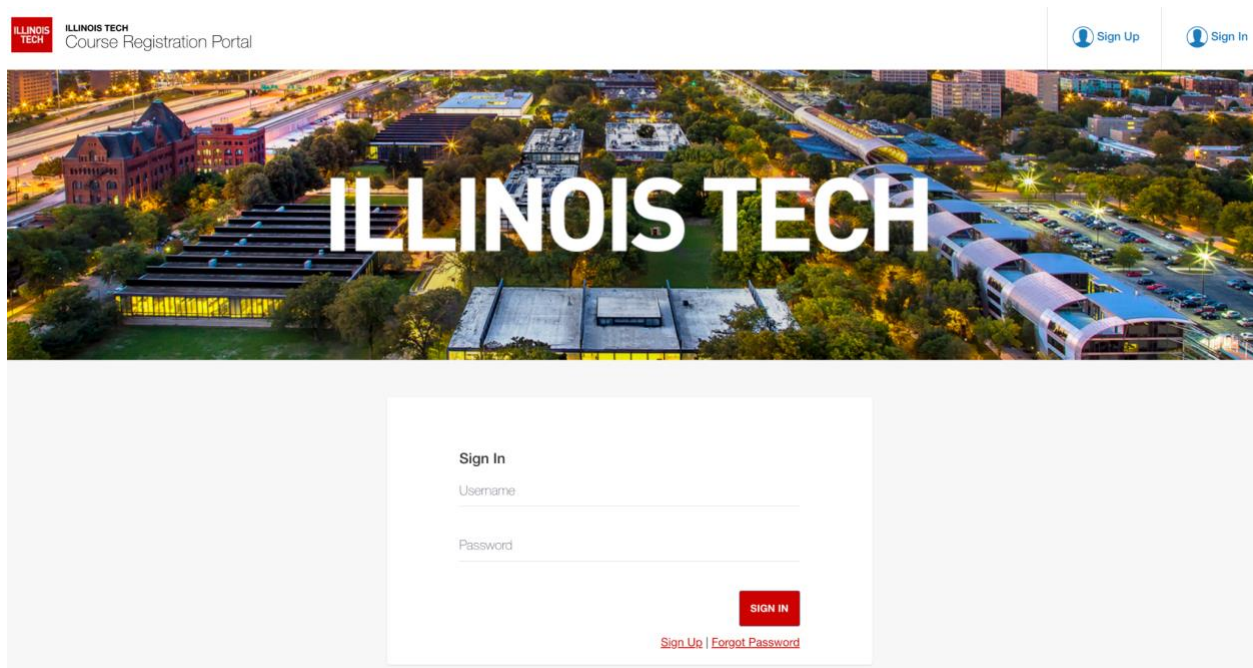
# ILLINOIS TECH

## Coursera Application Portal Instructions

### New Coursera Illinois Tech Students

#### Your Application Portal Account

To start your application or access an existing application, you must sign up or log in to your [Coursera Illinois Tech Application Portal](#) account.



If this is your first time applying to Illinois Tech, please select **Sign up** to create a new account. Follow the instructions below to create the account.

## Instructions to sign up for an Illinois Tech account

### Sign Up

First Name

- Carlos

Last Name


- Salinas

Email Address

- csalinas2@iit.edu

We recommend applicants do not sign up with an email address from 163.com, 126.com and yeah.net. Applicants using these email addresses often have difficulty receiving email communication from us. Please use a different email address to create your account.

Illinois Institute of Technology

I'm not a robot   
reCAPTCHA  
Privacy - Terms

SUBMIT

### Thank you

Thank you for registering. Please check your email to confirm your account and set your password. After you have checked your email, confirmed your account and set up your password, please click the login button below to access the application.

LOGIN

If you have applied to an Illinois Tech program in the past, you can log in using your existing account.

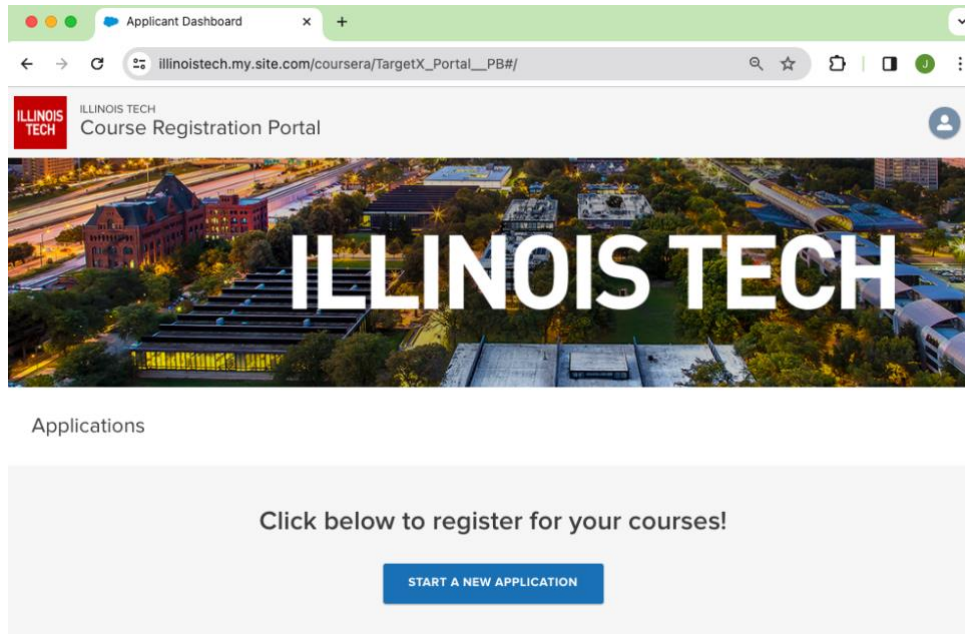
### Note:

- If you have already started your application, once you log into your account, you can resume your application progress by selecting "Finish Application."

- If you have not started an application, follow the steps below to start your application.

## Starting Your Application

Once you have logged in, click “START A NEW APPLICATION.”



Select the appropriate application details.

### Note:

- You need to select “Start a New Application” when you need to register for additional PBA classes.
- The following is the list of PBA courses by program:
  - **MBA:** MBA 701, 702, 703
  - **MIT:** ITM 705, 706, 707
  - **BIT:** ITM 701, 702, 703
  - **MDS:** MATH 764, 765, & CS 725, 726

### New Application

- Which program do you intend to pursue? Select one of the four programs.
- How many courses are you enrolling in today? Select one of the three options: 1, 2, and 3.
- What is your citizenship? Pick your citizenship status.
- Term: Select [the appropriate term](#) you would like to apply to.
- Select “START APPLICATION.”



**New Application**

Which program do you intend to pursue?  
Please select one

How many courses are you enrolling in today?  
Please select one

What is your citizenship?  
Please select one

Term:  
Please select one

START APPLICATION

## New Application

Which program do you intend to pursue?

Bachelor of Information Technology

How many courses are you enrolling in today?

✓ Please select one

- 1
- 2
- 3

Term:

Please select one

This step requires you to choose how many courses you will take this term.  
If you plan to complete all PBAs, choose 3.  
If you are not ready for all 3 courses, select based on your time and availability.  
(Each PBA course will demand 4-6 hours a week)

START APPLICATION

## Start Application

### Personal Information

You will be asked to fill out your information for the following sections:

- Personal Information
- Permanent Address
- Phone
- Biographical Information

- Select your course(s): Depending on the number of courses and term you choose at the beginning of your application, you will have the number of courses offered in the selected term to choose.

### Your Course: Example of Masters of Data Science Selection

Please select the course(s) you would like to take and the start term below.

- Coursera Course 1
 

- ✓ Please select an option
  - Introduction to Relational Databases - CS 725
  - Relational Database Design - CS 726
  - Linear Regression - MATH 764
  - Model Diagnostics and Remedial - MATH 765
- Coursera Course 2
 

Please select an option ▼

---
- Coursera Course 2 Term
 

Please select an option ▼

---
- Coursera Course 3
 

Please select an option ▼

---
- Coursera Course 3 Term
 

Please select an option ▼

---
- Do you plan to continue and pursue the full degree?
 

Please select an option ▼

---

- Prior Education:
  - If you select “Yes” for “Do you plan to continue and pursue the full degree?” you will be directed to “Prior Education” where you will be able to provide your Bachelor’s degree information, any other prior education information and any related documents.
  - If you select “No,” you will be moved to the Review your application phase without the Prior Education section.

ILLINOIS TECH ILLINOIS INSTITUTE OF TECHNOLOGY Sign Out REVIEW APPLICATION

Select your courses REQUIRED

**Competitive Strategy - MBA 701**  
 "Why do some companies outperform others?" That question is particularly important to ask in industries like the tech sector, which are fiercely competitive. Companies competing in these industries find it difficult to achieve competitive advantage and sustain it over the longer run. In this course, you will learn about 21st century competition, the forces driving it, and the challenges it poses for companies. Using that as the backdrop, you will learn how to analyze a company's external and internal environments and develop powerful strategies that allow companies to gain a sustainable competitive advantage even in fast-cycle markets. The course will describe the companies that have successfully outperformed their competitors even in the fiercely competitive markets of the 21st century.

**Managerial Economics: Buyer and Seller Behavior - MBA 702**  
 Why are markets commonly believed to be the best way of allocating resources and organizing economic activity? This course will answer this critical question while examining its implications for pricing, market entry and exit, short-term and long-term business strategies, and the forecasting of key market variables. The course introduces fundamental topics in the economic analysis of markets, and some of the analytical tools used to study them, as a means to build economic intuition and fostering an understanding of a variety of market conditions and market forces.

**Mastering Excel Essentials to Enhance Business Value - MBA 703**  
 Spreadsheets are ubiquitous in today's business environment. The Excel Essentials course is designed to empower beginner and intermediate users to maximize their productivity and enhance the business value of their Excel skills. This course will equip you with the fundamental knowledge to leverage the potential of spreadsheets. Throughout the course, you will embark on a step-by-step journey, starting with the basics and gradually progressing to more advanced topics. Whether you are new to Excel or have been using it for a while, this course will help you refine your skills and uncover hidden features to supercharge your productivity.

Please select the course(s) you would like to take and the start term below.

- Course Course 1  
 Competitive Strategy - MBA 701 ▼
- Coursera Course 1 Term  
 Summer A: Begins in May ▼
- Do you plan to continue and pursue the full degree?  
 Yes ▼

**CONTINUE**

ILLINOIS TECH ILLINOIS INSTITUTE OF TECHNOLOGY Sign Out REVIEW APPLICATION

Prior Education REQUIRED

Please provide your enrollment information for all post-secondary institutions you have attended. Submission of official transcripts may be required at a later date, but are not required for the current course registration.

I do not currently hold a Bachelor's Degree

- College Name. If you are unable to find your school, please select "Unknown School". Please enter 3 or more characters.

If you do not find your college in the above question, what is the name of your college?

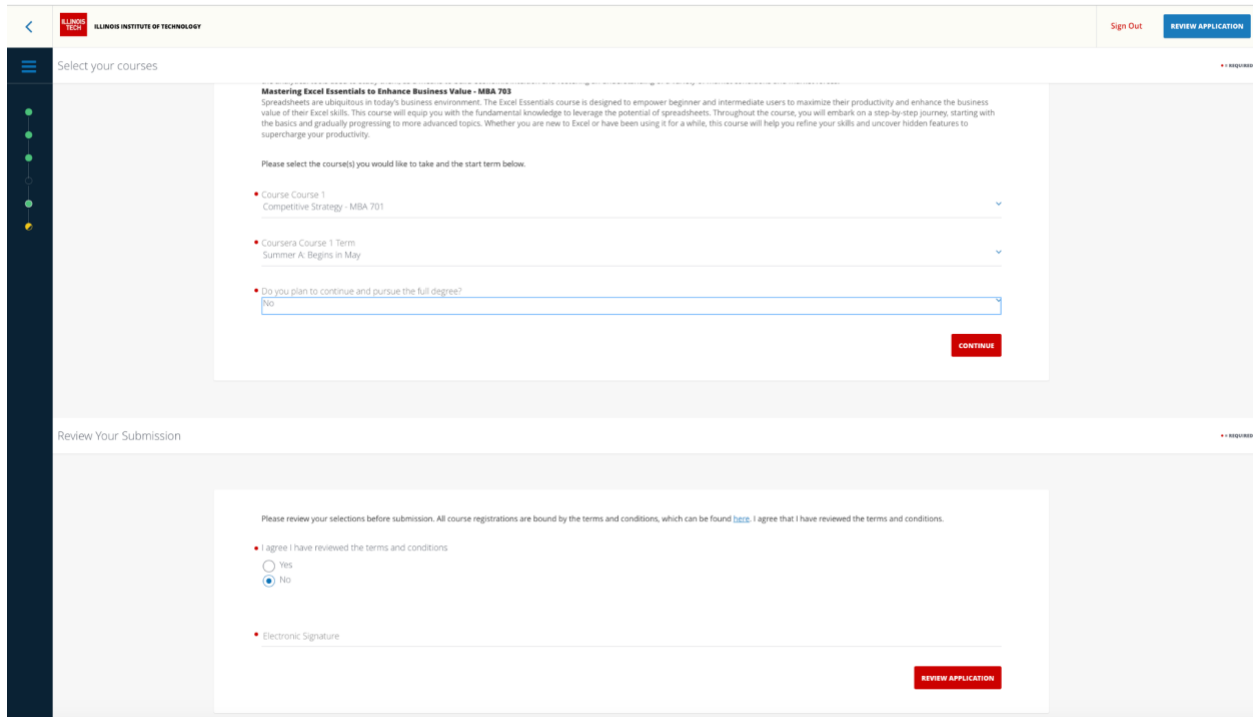
If you selected Unknown School above, please provide the country where your school is located.  
 Please select an option ▼

- What date did you attend this college/institution? Enter "X" if you do not know the exact day.  
 Month ▼ Day ▼ Year ▼ X
- What date did you or will you cease to attend this college/institution? Enter "X" if you do not know the exact day.  
 Month ▼ Day ▼ Year ▼ X
- What is, or was, your academic major at this institution?
- What is your GPA at this institution?
- Did you earn a degree from this institution?  
 Please select an option ▼

Transcripts and Degree Certificates

- No file selected  
 This field is required.  
+ ADD ATTACHMENT
- + ADD PRIOR EDUCATION

**CONTINUE**



## Navigating Your Application

### Saving Your Progress

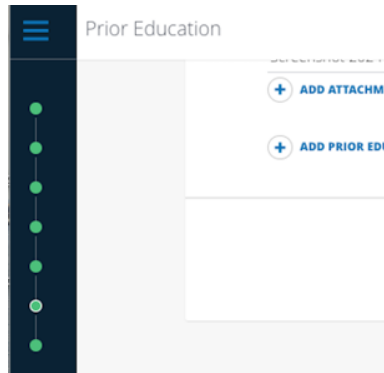
To save your progress, select “CONTINUE” as you navigate each section.

### Monitoring Your Progress

You can monitor your application progress by viewing the dots on the left side of your screen.

- **Green** indicates that this section is complete
- **Yellow** indicates that this section is incomplete
- If the dot has no color, this indicates that you have not begun working on this section.

Please note that you must complete any question **with a red dot** in order to submit your application.



## Submitting Your Application

### Policy Disclaimer & Electronic Signature

Once you have finished filling out your application, click on the “REVIEW APPLICATION” button located at the bottom of the application. It will take you to a new page, where you will be able to review your application and print it out.

Review Your Submission ● = REQUIRED

Please review your selections before submission. All course registrations are bound by the terms and conditions, which can be found [HERE](#). I agree that I have reviewed the course registration, drop, withdraw and refund policies.

● I Agree

Yes

No

● Electronic Signature


---

REVIEW APPLICATION

### Save and Select Payment Type

If the progress bar indicates that you are 99% complete, then you are ready to pay your application. Select “SAVE AND PAY.”





99%  
COMPLETE

---

Application Fee : \$556.00

---

**SAVE & PAY**

---

SUBMIT YOUR APPLICATION


### Application Fee

Choose Payment Method

Pay Online

### Payment Information

\* Indicates required information

Total:	\$556.00
Payment Method:*	<input type="text" value="Credit Card"/>
	

### Account Information

\* Indicates required information

Credit Card Type:*	<input type="text" value="Select a Credit Card Type"/>
Account Number:*	<input type="text"/>
Expiration Date:*	<input type="text" value="05"/> <input type="text" value="2023"/>
Security Code:*	<input type="text"/>
	<a href="#">View Example</a>
Name on Card:*	<input type="text"/>

### Billing Information

\* Indicates required information

Street Address 1:*	<input type="text"/>
Street Address 2:	<input type="text"/>
City:*	<input type="text"/>
State:*	<input type="text" value="Illinois"/>
Zip Code:*	<input type="text"/>
Country:*	<input type="text" value="United States"/>

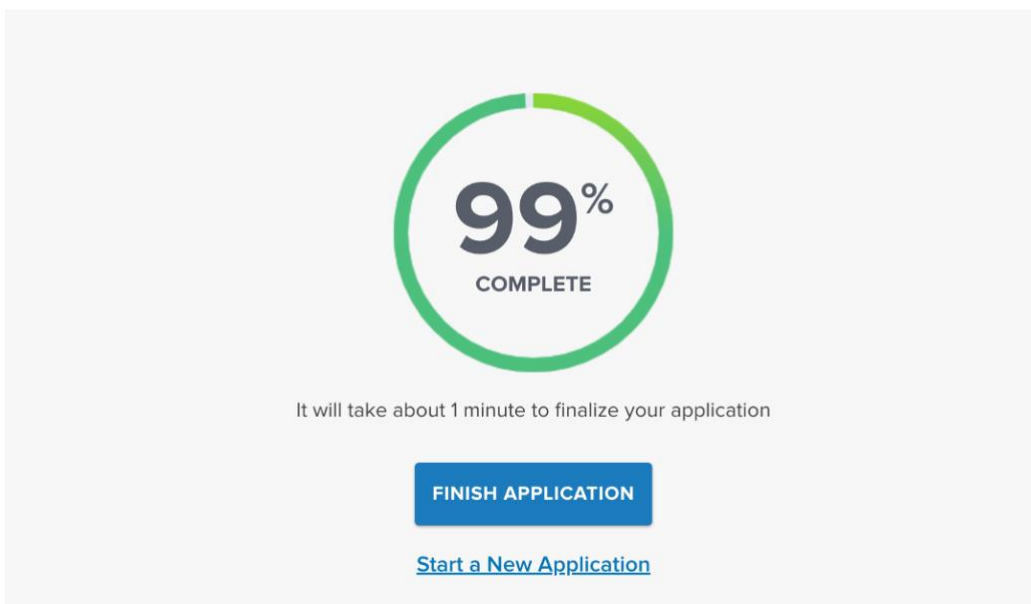
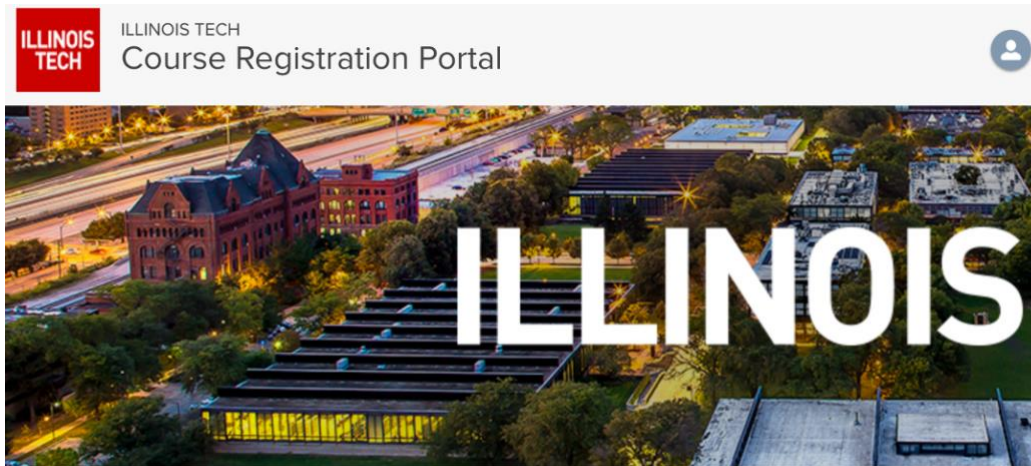
### Contact Information

\* Indicates required information

Email:*	<input type="text" value="name@email.com"/>
Mobile Phone:	<input type="text" value="(555) 555-5555"/>

## Verify and Submit Your Application

Once you finish your payment, select the “Submit Your Application.” To finalize your submission, you must verify and submit your electronic signature. When you see the confirmation page, your application has been submitted.



## Next Steps

### Submit Supporting Documents

Depending on the program you're applying to, you may be required to submit supplemental documents such as an official transcript. Please note that your application is not considered complete until all required documents are received.

For the Bachelor in Information Technology application, supplemental documents can be mailed to [admission@iit.edu](mailto:admission@iit.edu). If an electronic service is not available, then please mail your sealed official transcripts to:

Illinois Institute of Technology  
Office of Undergraduate Admission  
10 West 33rd Street  
Perlstein Hall Room 101  
Chicago, IL 60616

If you are a master's student and will be submitting your bachelor's degree transcript, you may send it to [grad.admission@iit.edu](mailto:grad.admission@iit.edu), and by mail to:

Illinois Institute of Technology  
Office of Graduate Admission  
10 West 33<sup>rd</sup> Street  
Perlstein Hall, Room 203  
Chicago, Illinois 60616

#### Checking Your Application Status

Within 1-2 business days you will receive an email confirmation with a link to your Application Tracker. Your Application Tracker will contain details about the status of your application and whether or not you are missing any materials.