


2025 Campus Sexual Misconduct Climate Survey Results



**ILLINOIS
TECH**

Introductory Message from the Office of Title IX Compliance

Illinois Tech is committed to addressing sexual harassment and maintaining a safe environment to work and learn. This annual student climate survey (Illinois Campus Sexual Misconduct Climate Survey) serves as a tool to help Illinois Tech better understand student perspectives and experiences related to different forms of sexual harassment as well as inform our ongoing work in addressing sexual harassment at Illinois Tech.



Background

Survey Administration

- Dates: April 1st – May 6th, 2025
- Total Responses: 881
- Target Audience: Illinois Tech Student Population
- Objective: Use student feedback to inform campus-wide Title IX initiatives and align programming with current student needs

Presentation Overview

This presentation provides visual summaries of the 2025 survey findings and highlights key areas of change from 2024, with a focus on the follow;

- Year-over-year Comparison
- Prevalence of Misconduct
- On-campus vs. Off-campus Incident
- Peer and Institutional Response Perceptions

Response Breakdown

- Survey dates: April 1st – May 6th
- 9.5 response rate overall (as compared to 12.5% in 2024)
 - 881 total responses (974 responses in 2024)
- Increase in student population size; slight decrease in number of students who completed the survey as compared to 2024

Year	Responses	Number Invited	% of Respondents
2025	881	9210	9.5%
2024	974	7787	12.5%

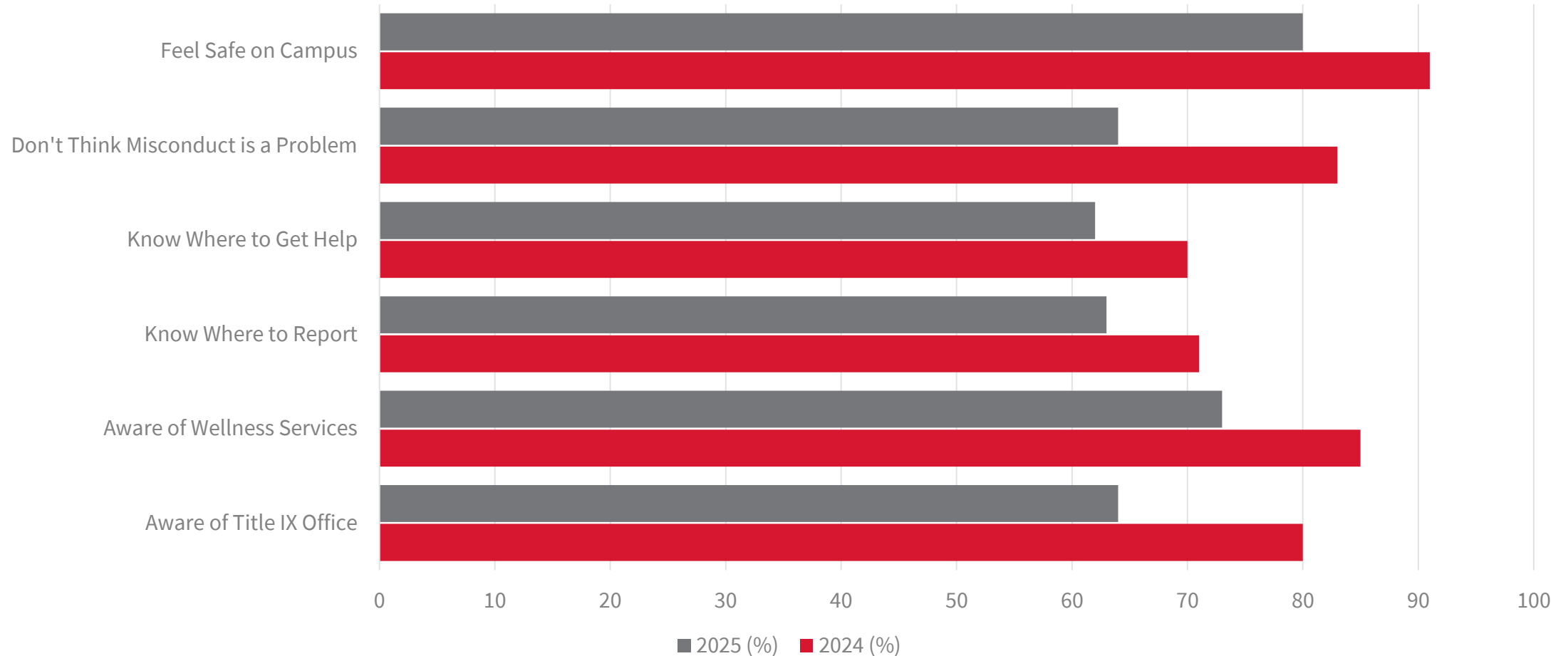
Student Response

Year Enrolled	Responses	Response Total	% of Respondents
2020 or before	81	881	9%
2021	33	881	4%
2022	56	881	6%
2023	270	881	31%
2024	10	881	1%
2025	428	881	49%

Housing Type	Responses	Response Total	% of Respondents
Off-Campus	642	881	73%
On-Campus	197	881	22%

Safety and Awareness

Year-over-Year Comparison of Key Safety & Awareness Metrics

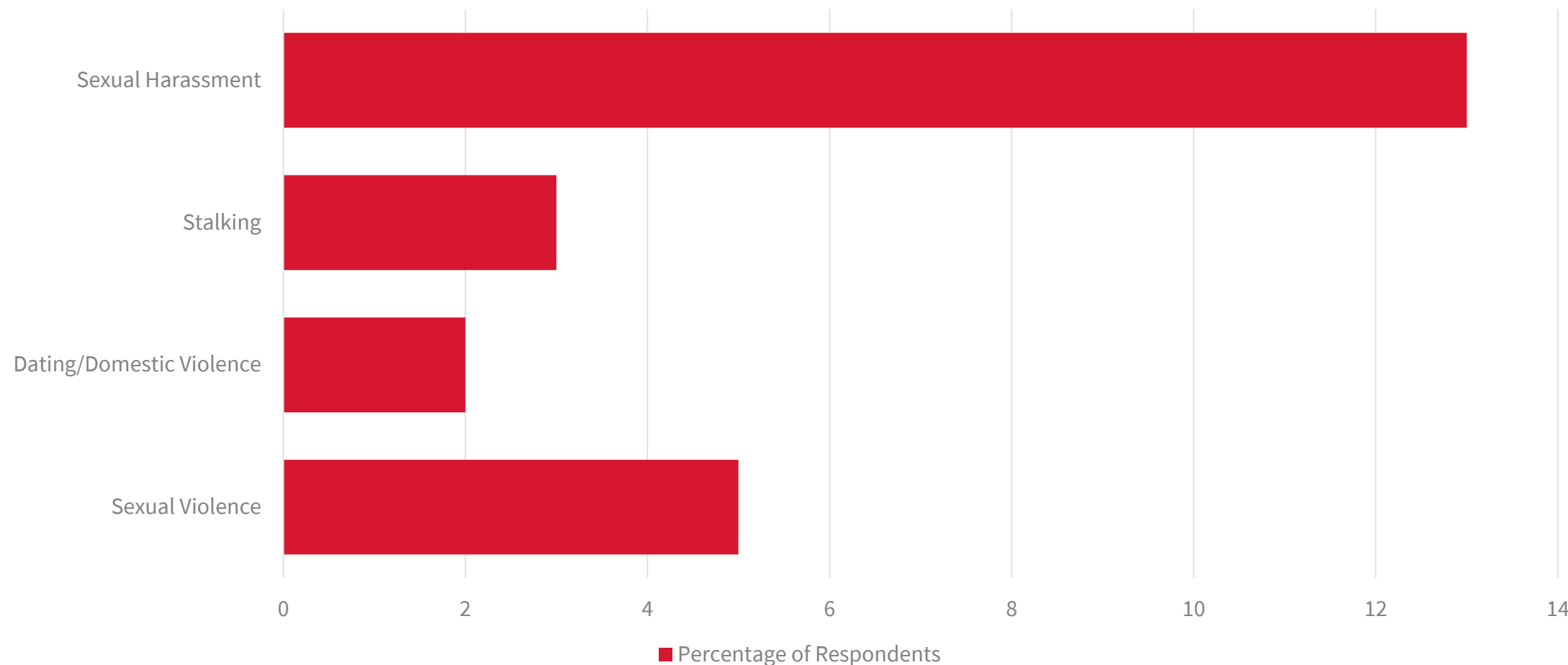


Safety and Awareness Summary

- **80%** of respondents feel safe at Illinois Tech (**11%** decrease since 2024)
- **64%** of respondents do not think sexual misconduct is a problem at Illinois Tech (**19%** decrease since 2024)
- **62%** of respondents know where to get help on campus if they experienced sexual misconduct (**8%** decrease since 2024)
- **63%** of respondents would know where to make a report of sexual misconduct (**8%** decrease since 2024)
- **73%** of respondents are aware of Illinois Tech's safety, health and wellness services (**12%** decrease since 2024)
- **64%** of respondents are aware of Illinois Tech's Title IX or other institutional offices that address formal reports (**16%** decrease since 2024)

Prevalence of Sexual Misconduct

Prevalence of Misconduct Behaviors Reported More Than Once



Prevalence of Sexual Misconduct Summary

Summary

Sexual Harassment

86% of respondents feel safe from sexual harassment. 13% of respondents experienced any harassment behaviors more than once at Illinois Tech in the last 12-month period.

Stalking

79% of respondents feel safe from stalking at Illinois Tech. 3% of respondents experienced any stalking behaviors more than once at Illinois Tech in the last 12-month period.

Dating and Domestic Violence

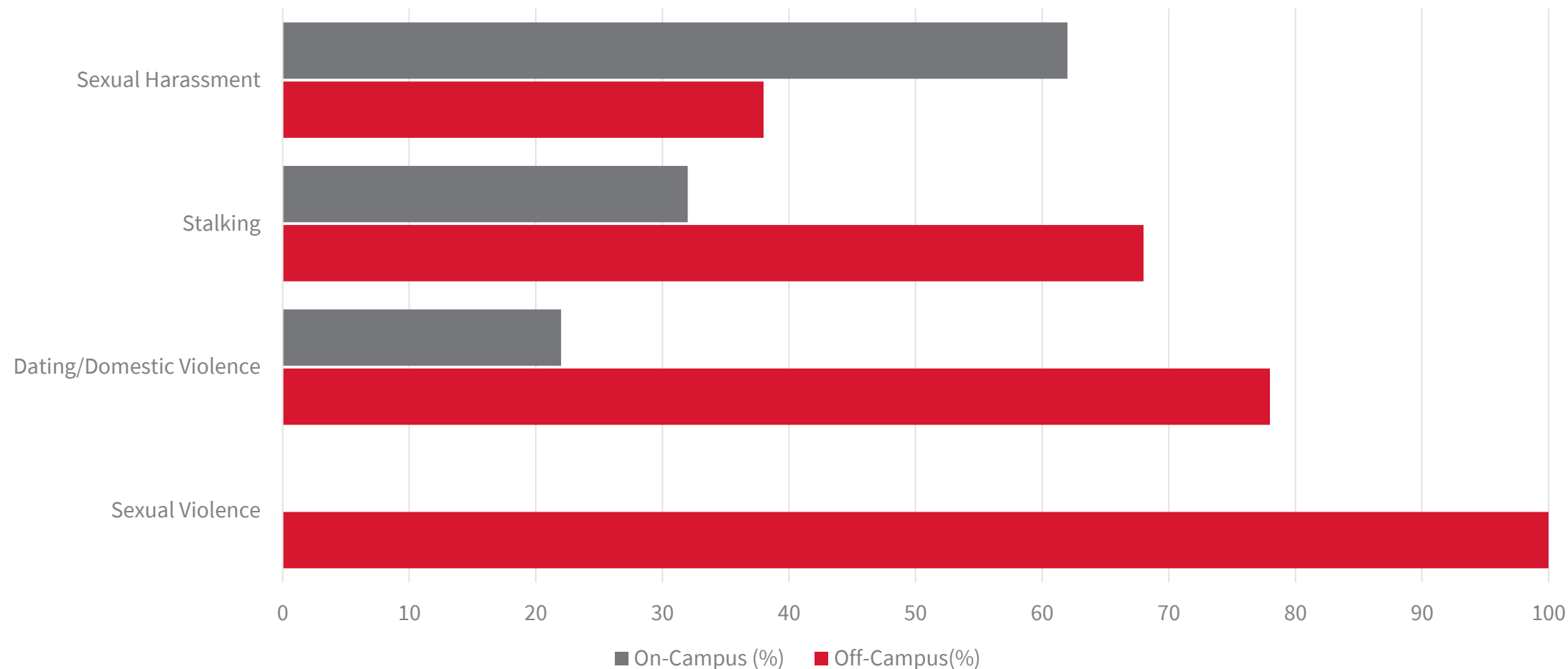
84% of respondents feel safe from domestic and dating violence at Illinois Tech. 2% of respondents experienced any domestic and dating violence behaviors more than once at Illinois Tech in the last 12-month period.


Sexual Violence

84% of respondents feel safe from sexual violence at Illinois Tech. 5 respondents total experienced sexual violence behaviors more than once at Illinois Tech in the last 12-month period.

On-Campus vs. Off-Campus

Location of Misconduct Behaviors (On-Campus vs. Off-Campus)





On-Campus vs. Off-Campus Summary

Summary

Sexual Harassment

62% of respondents that experienced harassment behaviors more than once in the last 12-month period experienced harassment behaviors on campus.

Stalking

32% of respondents that experienced stalking behaviors more than once in the last 12-month period experienced stalking behaviors on campus.

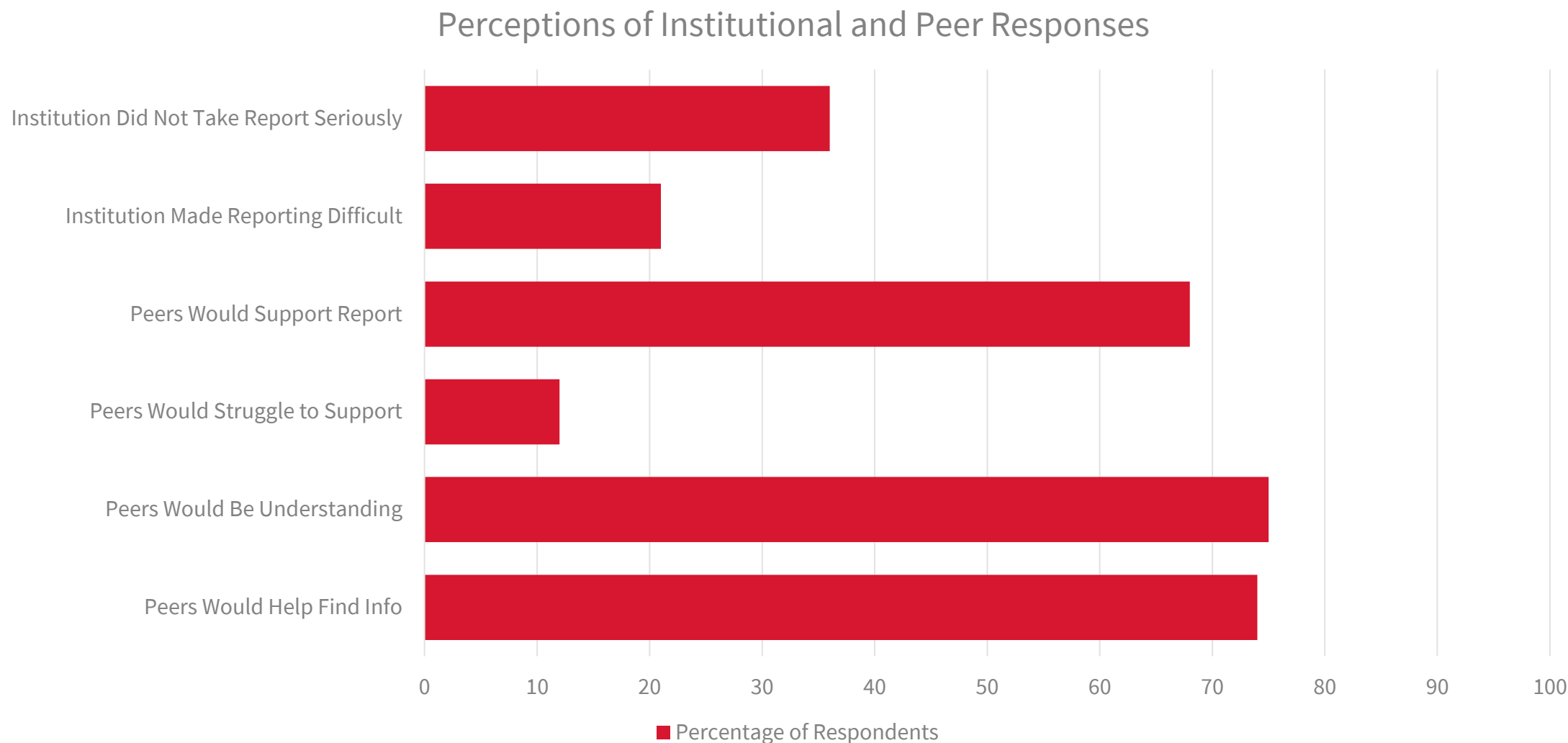
Dating and Domestic Violence

22% of respondents that experienced Dating and Domestic Violence more than once in the last 12-month period experienced Dating and Domestic Violence on campus.

Sexual Violence

0 respondents that experienced Sexual Violence more than once in the last 12-month period experienced Sexual Violence on campus.

Perceptions of Institutional and Peer Responses Summary



Perceptions of Institutional and Peer Responses Summary

Summary

- 68% of respondents believe that if someone were to report asexual misconduct to Illinois Tech, other students would support the person making the report.
- 12% of respondents believe that if someone were to report a sexual misconduct to Illinois Tech, others would have a hard time supporting the person who made the report.
- 75% of respondents believe that if they experienced sexual misconduct and told that to friends/peers at Illinois Tech, other students would show understanding of their experience.
- 74% of respondents believe that if they experienced sexual misconduct and told that to friends/peers at Illinois Tech, other students would help them get information of any kind about the coping and the experience.

Title IX's Goals for 2025-2026

Summary

- Increase visibility of the Title IX office, resources, and reporting options using marketing materials such as building signage, educational handouts, and community emails.
- Collaborate with public safety services and student affairs to elicit feedback regarding perceptions of safety specifically related to stalking.
- Provide resources to educate all students with an emphasis on first-year students on topics of healthy relationships and how to set boundaries within relationships.
- Educate Illinois Tech community about the resources and support available to them both on campus and with our partners in the Chicagoland area.
- Solicit more qualitative feedback to improve campus response and implementation of preventative measures and to elicit feedback regarding perceptions of safety at Illinois Tech.